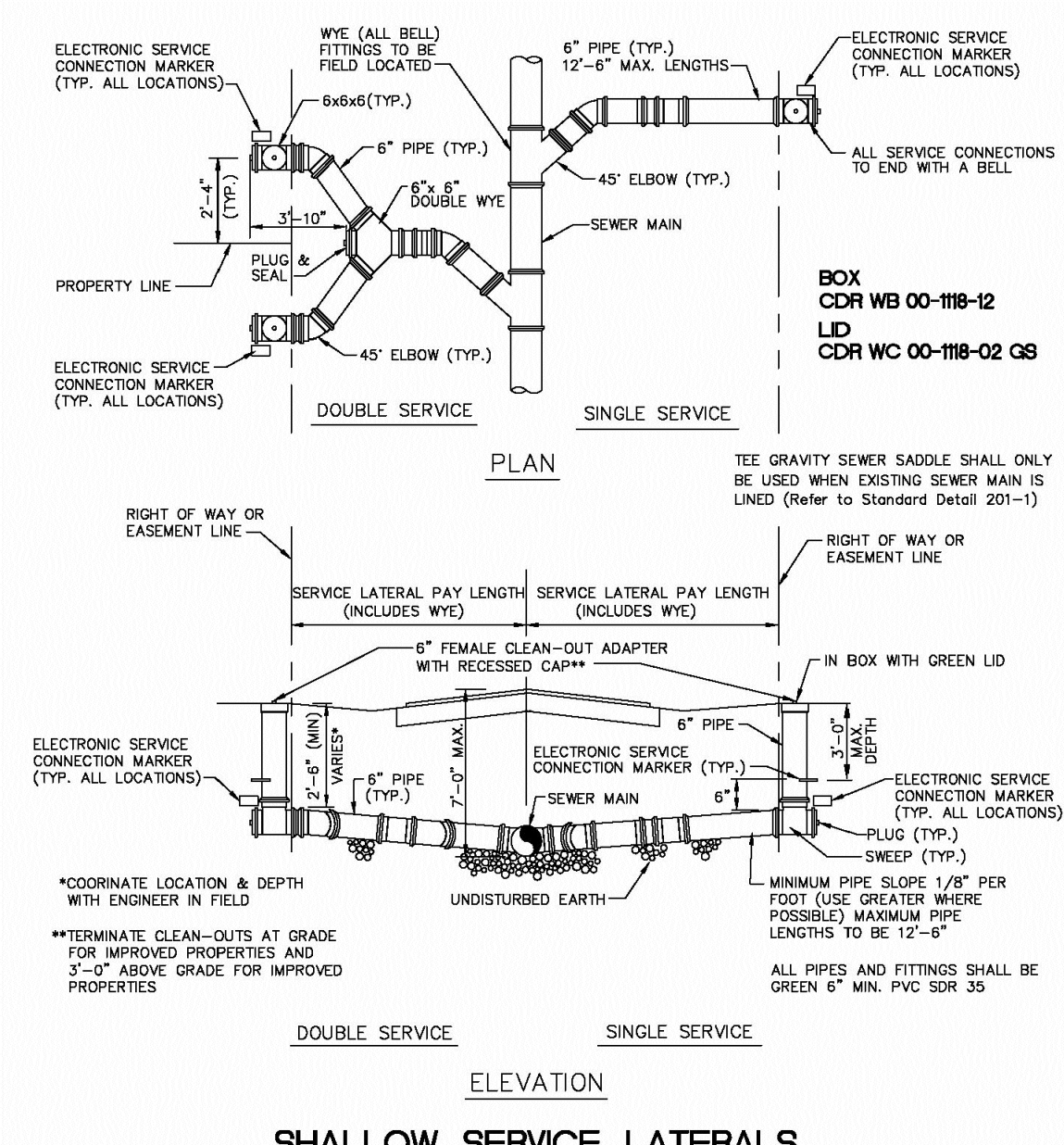
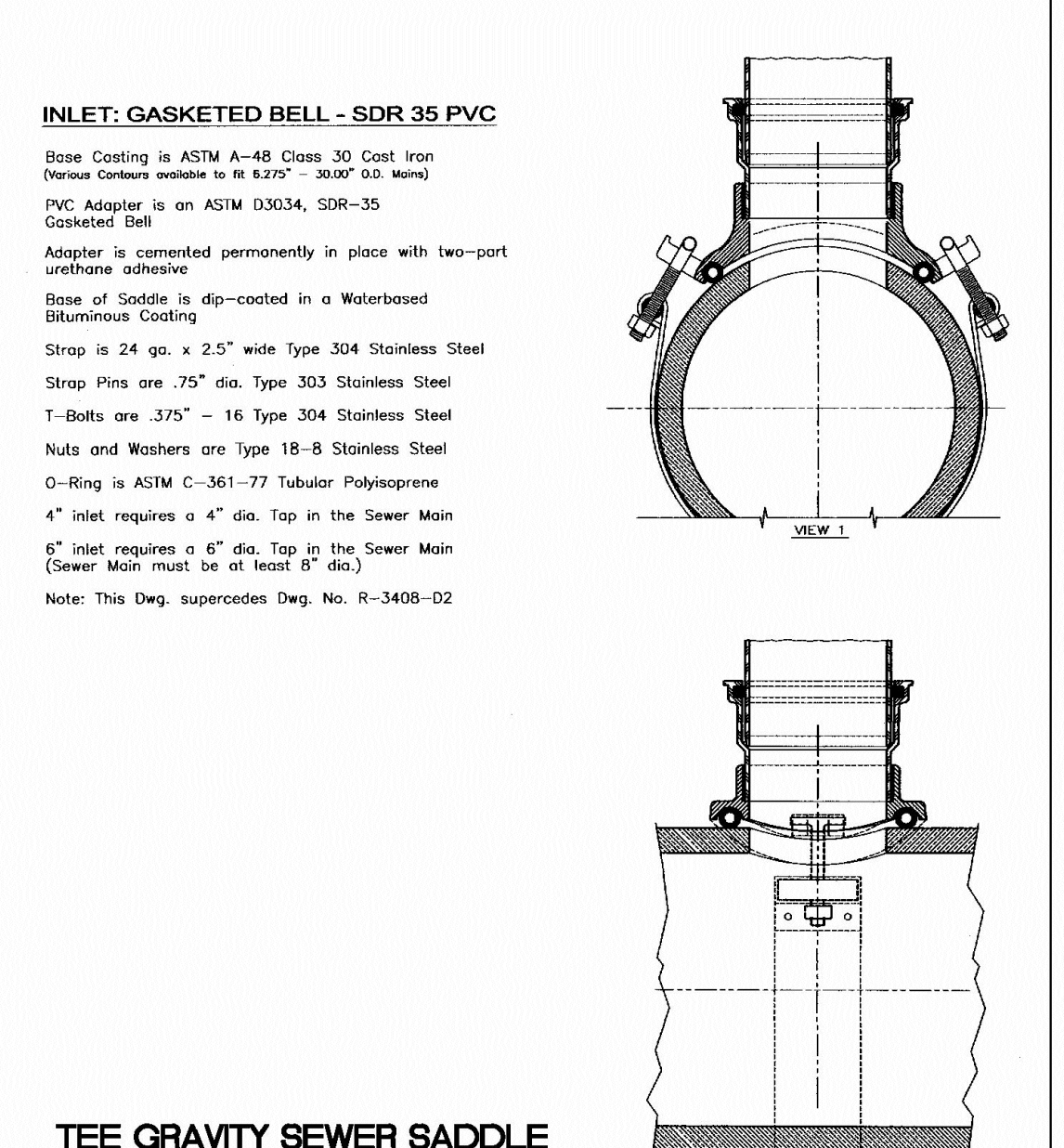


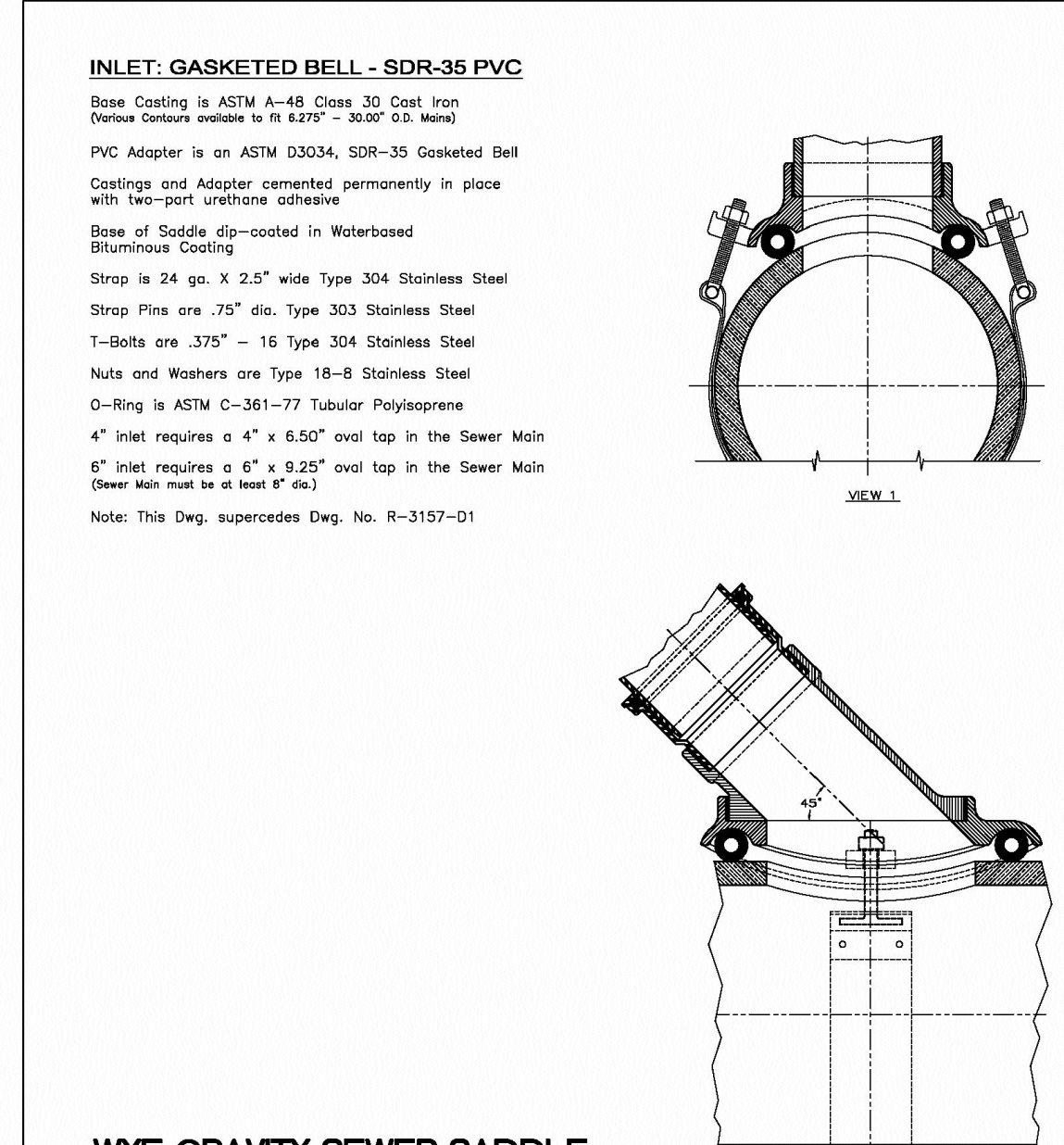
| ENGINEERING STANDARDS 2025 |          |                  |  |
|----------------------------|----------|------------------|--|
| REVISIONS                  | BY       | DATE             |  |
| T.W.                       | 11-2007  |                  |  |
| S.S.                       | 01/27/12 |                  |  |
| S.S.                       | 07/10/12 |                  |  |
| S.S.                       | 02/02/16 |                  |  |
| ENGINEERING DIVISION       |          | SERVICE LATERALS |  |
| CITY OF POMPAÑO BEACH      |          | DATE: JUNE 2022  |  |
| SCALE: N.T.S.              |          | DWG. NO. 200-1   |  |



| ENGINEERING STANDARDS 2025 |          |                  |  |
|----------------------------|----------|------------------|--|
| REVISIONS                  | BY       | DATE             |  |
| T.W.                       | 11-2007  |                  |  |
| S.S.                       | 01/27/12 |                  |  |
| S.S.                       | 07/10/12 |                  |  |
| S.S.                       | 02/02/16 |                  |  |
| ENGINEERING DIVISION       |          | SERVICE LATERALS |  |
| CITY OF POMPAÑO BEACH      |          | DATE: JUNE 2022  |  |
| SCALE: N.T.S.              |          | DWG. NO. 200-2   |  |



| ENGINEERING STANDARDS 2025 |          |                          |  |
|----------------------------|----------|--------------------------|--|
| REVISIONS                  | BY       | DATE                     |  |
| S.S.                       | 11/23/16 |                          |  |
| ENGINEERING DIVISION       |          | TEE GRAVITY SEWER SADDLE |  |
| CITY OF POMPAÑO BEACH      |          | DATE: MAY 2022           |  |
| SCALE: N.T.S.              |          | DWG. NO. 201-1           |  |



| ENGINEERING STANDARDS 2025 |          |                          |  |
|----------------------------|----------|--------------------------|--|
| REVISIONS                  | BY       | DATE                     |  |
| S.S.                       | 11/23/16 |                          |  |
| ENGINEERING DIVISION       |          | WYE GRAVITY SEWER SADDLE |  |
| CITY OF POMPAÑO BEACH      |          | DATE: MAY 2022           |  |
| SCALE: N.T.S.              |          | DWG. NO. 201-2           |  |

## Adjustable Repair Coupling

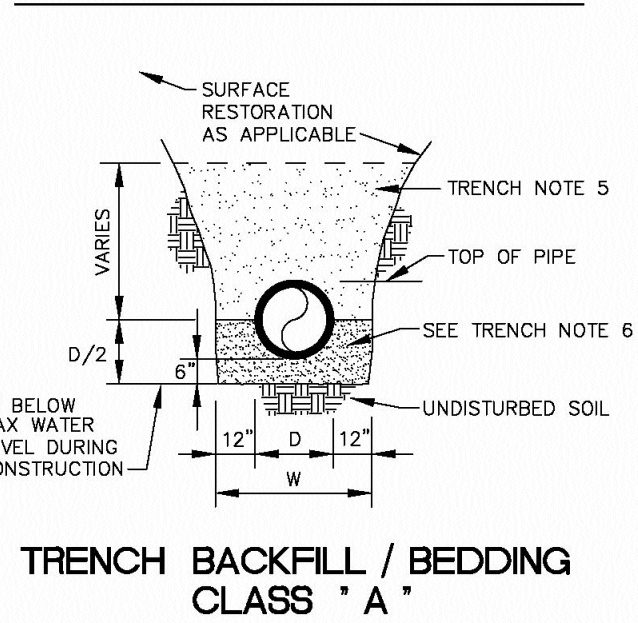
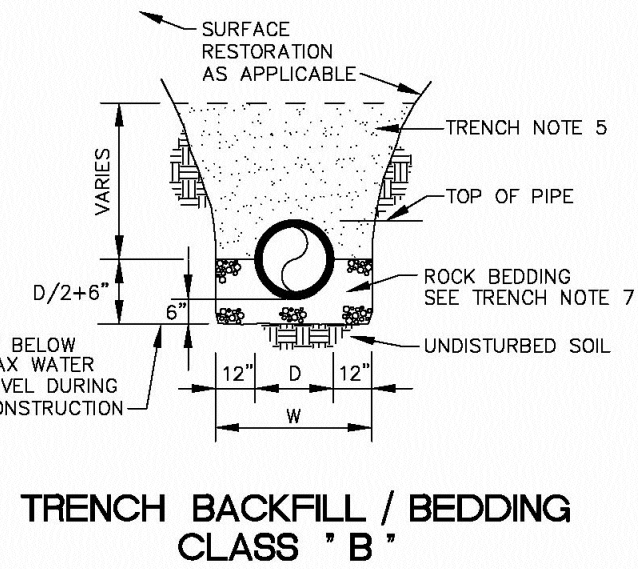
### NOTES

- Synthetic rubber gasket is strong, durable and resilient to ultraviolet rays, ozone, fungus growth and normal sewer gases. More pliable and easier to install in cold weather applications than an Elastomeric PVC gasket.
- Sealing "O" rings under the clamp prevent pipe slippage and create a more positive seal.
- More transition couplings for dissimilar pipe types and sizes are comprised of a one-piece transition gasket, eliminating the use of bushings that are difficult to install and easy to lose on the job site.
- Surgical Grade 316 stainless steel Nut & Bolt clamps are corrosion resistant, providing outstanding protection in severe environments such as marine applications, poorly aerated or moist soils, contaminated ground conditions (particularly industrial fill sites) and where the ground water contains chloride, sulfates or bicarbonates. Increased band tension of the Nut & Bolt clamp ensures a leak-proof, root-proof seal that is resistant to both infiltration and exfiltration.
- Series 300 stainless steel shear band is the heaviest in the industry, over 33% thicker than the competition.
- Broadest range of couplings on the market in sizes ranging from 1 1/2" to 96" in diameter. Used for the alteration and rehabilitation of gravity-flow sewage pipes made of clay, cast iron, plastic, concrete, ductile iron, asbestos cement, fiber cement and truss pipe.

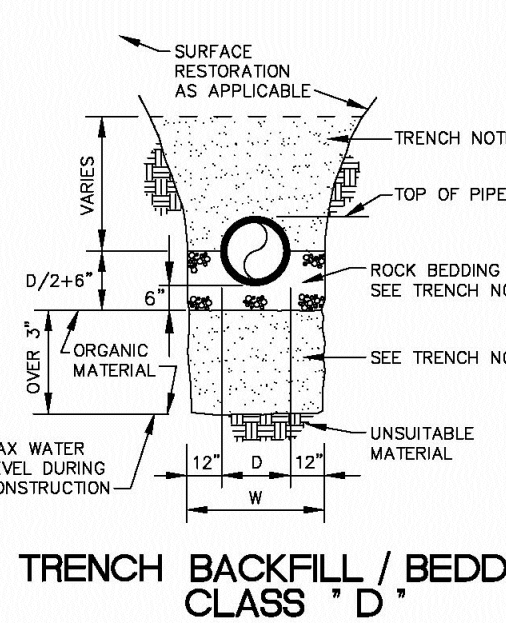
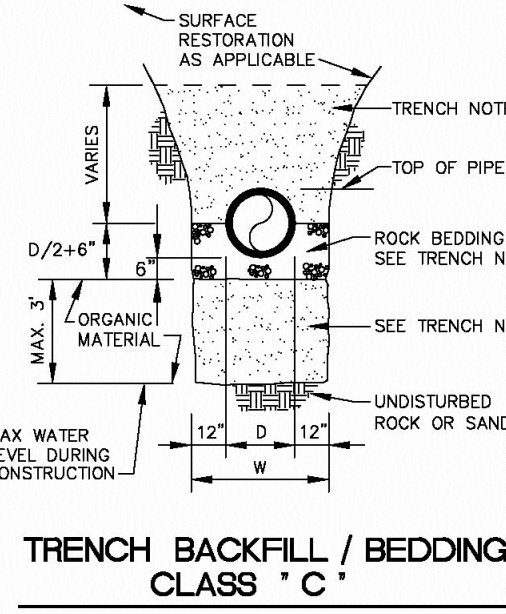
**Specification:**  
Furnish and install stainless steel shielded sewer couplings, as manufactured by Mission Rubber Company. Coupling to meet ASTM C 1173. Gasket to meet ASTM C 425 Table 2, to be rubber and be environmentally certified. Series 300 stainless steel shear band with a minimum thickness of .012", surgical grade 316 stainless steel clamps with nut & bolt take up, shear ring and clamps to meet all requirements of ASTM A 240. All stainless steel parts and clamping mechanisms to be manufactured in the U.S.A. Transitional sizes to utilize a one piece gasket.

### ADJUSTABLE REPAIR COUPLING PVC/CLAY NOTES

| ENGINEERING STANDARDS 2025 |          |                            |  |
|----------------------------|----------|----------------------------|--|
| REVISIONS                  | BY       | DATE                       |  |
| T.W.                       | 11-2007  |                            |  |
| S.S.                       | 01/27/12 |                            |  |
| S.S.                       | 07/10/12 |                            |  |
| S.S.                       | 02/02/16 |                            |  |
| ENGINEERING DIVISION       |          | ADJUSTABLE REPAIR COUPLING |  |
| CITY OF POMPAÑO BEACH      |          | DATE: MAY 2022             |  |
| SCALE: N.T.S.              |          | DWG. NO. 202-1             |  |



| ENGINEERING STANDARDS 2025 |          |                           |  |
|----------------------------|----------|---------------------------|--|
| REVISIONS                  | BY       | DATE                      |  |
| T.W.                       | 11-2007  |                           |  |
| S.S.                       | 01/27/12 |                           |  |
| S.S.                       | 07/10/12 |                           |  |
| S.S.                       | 02/02/16 |                           |  |
| ENGINEERING DIVISION       |          | TRENCH BACKFILL / BEDDING |  |
| CITY OF POMPAÑO BEACH      |          | DATE: JUNE 2022           |  |
| SCALE: N.T.S.              |          | DWG. NO. 203-1            |  |



| ENGINEERING STANDARDS 2025 |          |                           |  |
|----------------------------|----------|---------------------------|--|
| REVISIONS                  | BY       | DATE                      |  |
| T.W.                       | 11-2007  |                           |  |
| S.S.                       | 01/27/12 |                           |  |
| S.S.                       | 07/10/12 |                           |  |
| S.S.                       | 02/02/16 |                           |  |
| ENGINEERING DIVISION       |          | TRENCH BACKFILL / BEDDING |  |
| CITY OF POMPAÑO BEACH      |          | DATE: JUNE 2022           |  |
| SCALE: N.T.S.              |          | DWG. NO. 203-2            |  |

- OUTLINE OF TRENCH EXCAVATION IS FOR ILLUSTRATIVE PURPOSES ONLY. ACTUAL TRENCH WIDTH AND SHAPE WILL VARY WITH SOIL CONDITIONS. TRENCH EXCAVATION SHALL BE IN ACCORDANCE WITH THE "FLORIDA TRENCH SAFETY ACT" AND OSHA TRENCH SAFETY STANDARDS.
- TYPICAL TRENCH BACKFILL/BEDDING FOR WATER MAIN AND FORCE MAIN INSTALLATIONS SHALL BE CLASS "A" AS SHOWN IN DETAIL.
- TYPICAL TRENCH BACKFILL/BEDDING FOR GRAVITY SEWER INSTALLATION SHALL BE CLASS "B" AS SHOWN IN DETAIL.
- TRENCH BACKFILL/BEDDING CLASS "C" AND CLASS "D" SHALL BE USED FOR PIPE INSTALLATIONS WHERE UNSUITABLE TRENCH MATERIALS ARE ENCOUNTERED.
- TRENCH ZONE BACKFILL SHALL BE MATERIAL TYPE 1 OR TYPES A THRU H, OR ANY MIXTURE THEREOF, WHERE SURFACE RESTORATION TYPE "1" IS APPLICABLE. TRENCH ZONE BACKFILL SHALL BE PLACED IN 12" LIFTS, COMPACTED TO 90% OF THE MATERIAL'S MAXIMUM DENSITY AS DETERMINED BY ASTM D-697 (AASHTO T-99). WHERE SURFACE RESTORATION TYPES "2", "3" AND "4" ARE APPLICABLE, TRENCH BACKFILL SHALL BE PLACED IN 8" LIFTS COMPACTED TO 95% OF THE MATERIAL'S DENSITY AS DETERMINED BY ASTM D-698 (AASHTO T-99).
- BEDDING MATERIAL FOR TYPICAL WATER MAIN AND FORCE MAIN INSTALLATION SHALL BE TYPE C. BEDDING SHALL BE COMPACTED TO 95% OF THE MATERIAL'S MAXIMUM DENSITY AS DETERMINED BY ASTM D-1557 (AASHTO T-180).
- BEDDING MATERIAL FOR TYPICAL GRAVITY SEWER INSTALLATION AND ANY INSTALLATION WHERE UNSUITABLE TRENCH BOTTOM CONDITIONS ARE FOUND SHALL BE TYPE E. BEDDING SHALL BE PLACED IN LIFTS NOT TO EXCEED 6" AND COMPACTED TO 85% OF THE MATERIAL'S MAXIMUM DENSITY AS DETERMINED BY ASTM D-1557 (AASHTO T-180).
- UNSUITABLE MATERIAL SHALL BE REMOVED TO UNDISTURBED ROCK OR SAND OR TO DEPTH AS SPECIFIED BY ENGINEER. BACKFILL MATERIAL SHALL BE TYPE C. BACKFILL SHALL BE PLACED IN 8" LIFTS COMPACTED TO 95% OF THE MATERIAL'S MAXIMUM DENSITY AS DETERMINED BY ASTM D-1557 (AASHTO T-180).

### TRENCH BACKFILL / BEDDING NOTES


| ENGINEERING STANDARDS 2025 |          |                           |  |
|----------------------------|----------|---------------------------|--|
| REVISIONS                  | BY       | DATE                      |  |
| T.W.                       | 11-2007  |                           |  |
| S.S.                       | 01/27/12 |                           |  |
| S.S.                       | 07/10/12 |                           |  |
| S.S.                       | 02/02/16 |                           |  |
| ENGINEERING DIVISION       |          | TRENCH BACKFILL / BEDDING |  |
| CITY OF POMPAÑO BEACH      |          | DATE: JUNE 2022           |  |
| SCALE: N.T.S.              |          | DWG. NO. 203-3            |  |

This document has been digitally signed and sealed by  
Blake M. Kidwell on 04/23/2026.

Printed copies of this document are not considered signed and sealed.

| Revisions |          |     |
|-----------|----------|-----|
| 1         | 06/02/26 | AAC |
| 2         |          |     |
| 3         |          |     |
| 4         |          |     |
| 5         |          |     |
| 6         |          |     |
| 7         |          |     |
| 8         |          |     |

Phase:  
PERMIT  
DOCUMENTS



|            |           |
|------------|-----------|
| Scale:     | Date      |
| N.T.S.     | 01/27/25  |
| Job No.    | Plot Date |
| 24-1832.00 | 04/22/26  |
| Drawn by   | Sheet No. |
| BMK        | C6.1      |
| Proj. Mgr. |           |
| BMK        |           |
| Appr. by   | - of -    |
| BMK        |           |